

Yahoo Groups – The Free and Easy way to promote your business and drive a boat load of traffic to your websites using Yahoo Groups!

Here's how you can spread the word about your business quicker than spreading the flu in December! Discover a simple way of delivering traffic to your website.

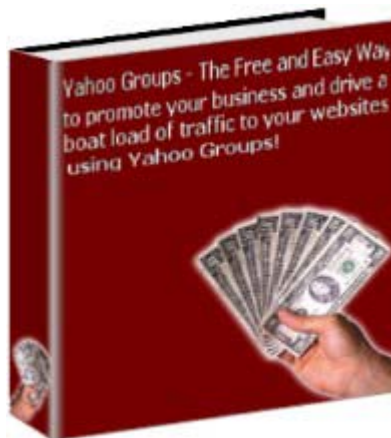
You're about to read an ebook that exposes easy to implement tactics that have given some marketers a distinct advantage over their competition. And the best thing about it is that it's absolutely free for all of us to take advantage of!

See what others are saying about this ebook [Click Here](#)

Free Ebook brought to you by:
WillieCrawford.com

Free 20 Lesson Internet Business Success Course

Visit us on the Web: [Click Here](#)



A photograph of a man, Jason Blackston, sitting at a wooden desk. He is wearing a blue and white patterned shirt and is smiling while looking at a laptop. He has his hand near his face as if talking on a phone.	<p>About the Author</p> <p>Before taking the internet by storm in late 2002, Jason Blackston was a Physical Education Teacher and High School Girls Basketball Coach. Now that he has taken his game to the internet, a number of people are reaping rewards from his knowledge.</p>
--	---

My name is Jason Blackston. After doing a great deal of research, I have discovered some simple methods that have increased traffic to my websites using Yahoo Groups. I believe these methods can do the same for you.

Yahoo Groups – The Free and Easy way to promote your business and drive a boat load of traffic to your websites using Yahoo Groups!

You deserve to know the truth! I have been marketing online since late 2002. At this point, I am not an established internet marketing authority like Yanik Silver, Willie Crawford, Alex Mandossian, or Jimmy D. Brown.

Whether I reach their level of marketing success remains to be seen. However, I feel very confident that the research and knowledge I have obtained over the past year and a half puts me on the right track and the information in this ebook will help you!

I compare myself to an average fisherman who while striving to become an expert fisherman, stumbled upon one heck of a fishing hole! You have the opportunity to use this information and these tactics to reel in a lot of fish! You're going to enjoy this ebook!

If you're already an expert marketer, you'll more than likely take the information in this ebook to the next level. If you're just starting out on the internet, let me put your mind at ease: the information in this ebook is simple to learn and easy to implement. If you have any questions, feel free to contact me. Have a great day!

Jason Blackston

<mailto:support@seeksky.com>

Free Distribution Rights Granted with this ebook: Feel free to give it away to your friends, partners, ezine lists, downline members, or anyone you feel could benefit from its information! If you have an interest in obtaining a customized version of this ebook [Click Here](#) for more information.

Limits of Liability/Disclaimer of Warranty

The authors and publisher of this book and the accompanying materials have used their best efforts in preparing this program. The authors and publisher make no representation or warranties with respect to the accuracy, applicability, fitness, or completeness of the contents of this program. They disclaim any warranties (expressed or implied), merchantability, or fitness for any particular purpose. The authors and publisher shall in no event be held liable for any loss or other damages, including but not limited to special, incidental, consequential, or other damages. As always, the advice of a competent legal, tax, accounting or other professional should be sought. The authors and publisher do not warrant the performance, effectiveness, or applicability of any 3rd party information.

These materials are protected under International and Federal Copyright Laws and Treaties. Any unauthorized reprint or use of this material is prohibited.



[Click Here](#)

Recent projects listed below:

- [Audio Player Pro](#)

Audio Player Pro puts sound on your web site and money in your pocket! How would you like to have yourself a 24/7 viral money making machine? Well, now you can!

- [Writing Made Easy](#)

Take advantage of a writing ebook that requires only 5 minutes a day for 2 weeks and it will improve your writing 100% guaranteed!

Let's get started! I am not going to beat around the bush in this ebook. It's jam-packed with useful information that if applied correctly has the potential to help you and your business.

First, I suggest you go download the free version of Text Pad <http://www.textpad.com> Most ezines and news groups require your articles be formatted at/or between 55 to 65 characters. Text Pad is easy to configure. Another suggested text editor is Note Tab at <http://www.notetab.com>

***Yahoo Groups– Get Started!**

- Yahoo Groups are one of the easiest ways for people to communicate on the internet.
- Unless specified, Yahoo Groups are not an area for you to post ads and rant on about your product or business!

Yahoo Groups are an area where you can communicate and share information and knowledge with like minded individuals. By posting articles at the various Yahoo Groups, you're going to establish credibility and build trust with others in your field.

So how are Yahoo Groups going to help drive people to your website? Great Question! But before I get into that, let's discover how you can start using Yahoo Groups today!

First, you need to visit <http://www.yahoo.com> and click on Groups link on the left hand side of the page.



This will put you on the Yahoo groups page at <http://groups.yahoo.com/>. You will then see a Sign in box on the upper left hand side of the page under Yahoo Groups. Under New users, you will see a link that says, "Click here to register" Click on that link.

Yahoo Groups – The Free and Easy way to promote your business and drive a boat load of traffic to your websites using Yahoo Groups!



By registering as a New User, you will be signing up for your Yahoo ID. The sign up process only takes a few moments.

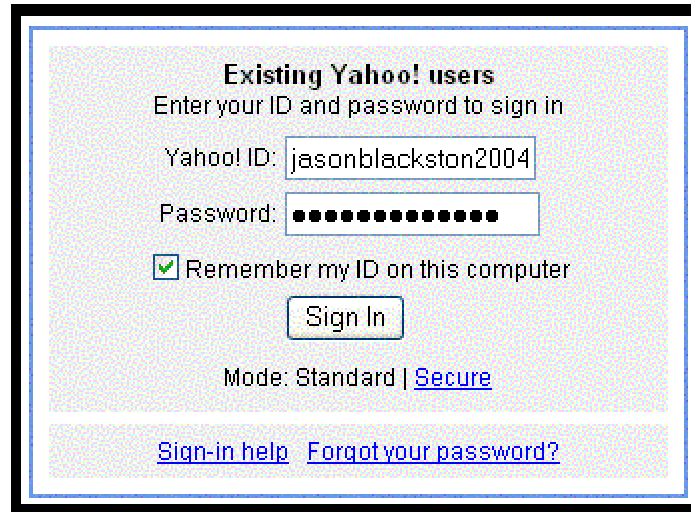
O’kay, now that you are an official user, you need to go back to the groups page.
<http://groups.yahoo.com/>

You will go back to the sign in box on the upper left hand side of the page under Yahoo Groups. Except this time you will click on the “Sign in!” link, below Registered Users.



Fill in your username and password.

Yahoo Groups – The Free and Easy way to promote your business and drive a boat load of traffic to your websites using Yahoo Groups!



Existing Yahoo! users
Enter your ID and password to sign in

Yahoo! ID:

Password:

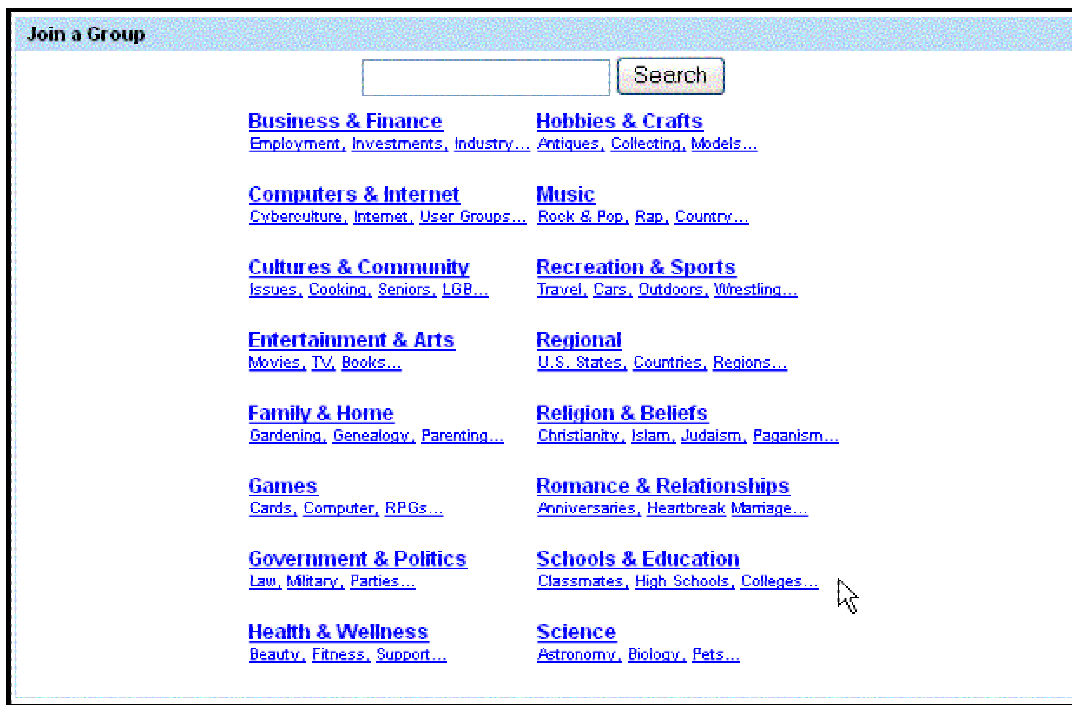
Remember my ID on this computer

Mode: Standard | [Secure](#)

[Sign-in help](#) [Forgot your password?](#)

Once you sign in, you will be sent to a group menu page where you will have a variety of categories and subcategories to choose from. They have various groups ranging from Business and Finance to Science and Religion. Whatever your interest may be, you'll likely find what you're looking for.

Group Menu



Join a Group

Business & Finance Employment, Investments, Industry...	Hobbies & Crafts Antiques, Collecting, Models...
Computers & Internet Cyberculture, Internet, User Groups...	Music Rock & Pop, Rap, Country...
Cultures & Community Issues, Cooking, Seniors, LGB...	Recreation & Sports Travel, Cars, Outdoors, Wrestling...
Entertainment & Arts Movies, TV, Books...	Regional U.S. States, Countries, Regions...
Family & Home Gardening, Genealogy, Parenting...	Religion & Beliefs Christianity, Islam, Judaism, Paganism...
Games Cards, Computer, RPGs...	Romance & Relationships Anniversaries, Heartbreak Marriage...
Government & Politics Law, Military, Parties...	Schools & Education Classmates, High Schools, Colleges...
Health & Wellness Beauty, Fitness, Support...	Science Astronomy, Biology, Pets...

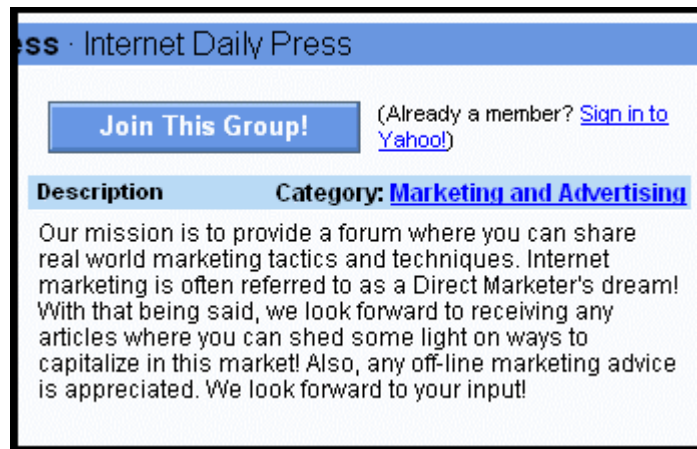
***Yahoo Groups – Joining Groups**

After choosing the category that fits your product and business the best, you will see a list of groups. Groups range in size from only a few people to several thousand people. Like I said in the beginning, utilizing Yahoo Groups is a great way to spread the word about you and your business! So are you ready to cash in on your knowledge? Well, we are almost there! But first lets join some groups.

*Quick Note: Some groups will not allow members to post their articles. These groups may contain some great information and I'm not trying to discourage you from joining them, but you are looking for groups where you can spread your words like wildfire! So, I suggest finding groups where you are allowed to post your articles.

Joining these groups is quick and easy! Today's example is going to be the Internet Daily Press [Click Here to Subscribe to the Internet Daily Press](#)

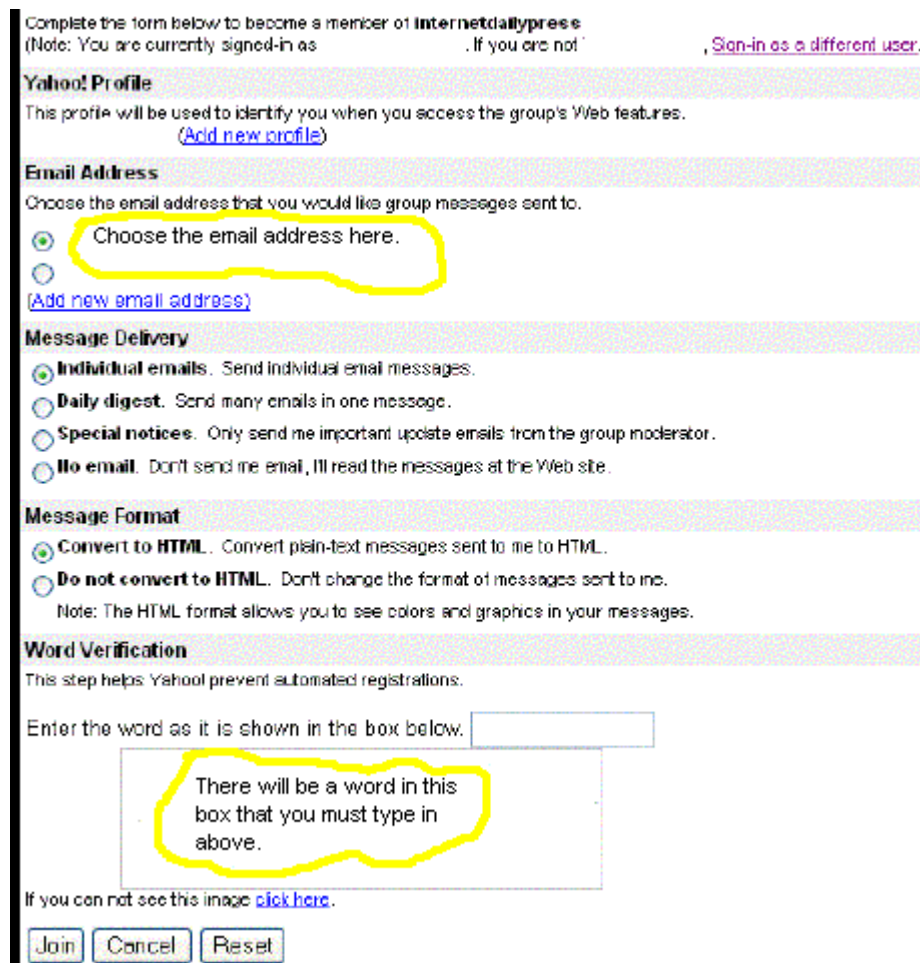
Example: Internet Daily Press



Simply click on the Join This Group button.

Yahoo Groups – The Free and Easy way to promote your business and drive a boat load of traffic to your websites using Yahoo Groups!

You will then be taken to a simple sign up sheet.



Complete the form below to become a member of **internetdailypress**
(Note: You are currently signed-in as **internetdailypress**. If you are not **internetdailypress**, [Sign-in as a different user.](#))

Yahoo! Profile
This profile will be used to identify you when you access the group's Web features.
([Add new profile](#))

Email Address
Choose the email address that you would like group messages sent to.

Choose the email address here.

[Add new email address](#)

Message Delivery

Individual emails. Send individual email messages.

Daily digest. Send many emails in one message.

Special notices. Only send me important update emails from the group moderator.

No email. Don't send me email, I'll read the messages at the Web site.

Message Format

Convert to HTML. Convert plain-text messages sent to me to HTML.

Do not convert to HTML. Don't change the format of messages sent to me.
Note: The HTML format allows you to see colors and graphics in your messages.

Word Verification
This step helps Yahoo! prevent automated registrations.

Enter the word as it is shown in the box below.

There will be a word in this box that you must type in above.

If you can not see this image [click here](#).

Choose your preferences and click join. This will take you to a confirmation page.

Yahoo Groups – The Free and Easy way to promote your business and drive a boat load of traffic to your websites using Yahoo Groups!

Confirmation Page

The screenshot shows a Yahoo Groups membership confirmation page for the group 'internetdailypress'. The page has a blue header with the group name. On the left, there is a sidebar with navigation links: Home, Messages, Post, Chat, Links, Database, Polls, Members, and Calendar. Below these links are icons for Owner (blue star), Moderator (yellow star), and Online (smiley face). A 'Promote' link is also present. The main content area is titled 'Membership Confirmed' and features a 'New Yahoo! Mail Plus' advertisement. Below the ad, it says 'Congratulations, you are now a member of the group internetdailypress!' and provides a link to 'Go to internetdailypress Home'. A section titled 'Your Membership Information' lists the email address as '@yahoo.com', the profile as 'Yahoo! Profile', and the message delivery as 'Daily Digest'. At the bottom, it states 'You may edit your membership using the **Edit My Membership** link in the top navigation.'

Congratulations! You are now a member of the **Internet Daily Press Yahoo Group!**
*Remember, you want to join groups that are targeted to your product or business. My field of expertise is Internet Marketing. Below, I have provided a list of some Yahoo Groups in the marketing field that are definitely worth checking out.

The following Yahoo group links will help you easily announce your articles. If you know of a great link that we haven't included please send me a note and let me know so I can add it-Thanks [Click Here](#)

Yahoo Groups – The Free and Easy way to promote your business and drive a boat load of traffic to your websites using Yahoo Groups!

***Please realize that group membership status as well as the Yahoo Group itself is subject to change.**

Article Announce - 2626 members

http://groups.yahoo.com/group/article_announce/

E-groupguru - 1105 members

<http://groups.yahoo.com/group/E-groupguru/>

Free-Reprint-Articles - 753 members

<http://groups.yahoo.com/group/Free-Reprint-Articles/>

publisher_network - 590 members

http://groups.yahoo.com/group/publisher_network/

ReprintArticles-Paradise – 405 members

<http://groups.yahoo.com/group/ReprintArticles-Paradise/>

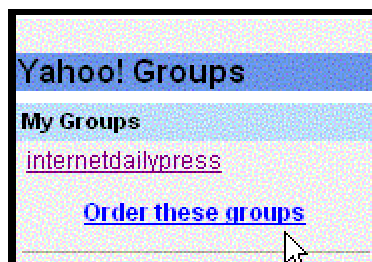
***Yahoo Groups – Posting**

At the start of this ebook, I suggested downloading Text Pad at <http://www.textpad.com> This way you can format your articles and then save them to an articles folder. So now when you go to post an article at one of the Yahoo Groups, all you have to do is “Copy and Paste”

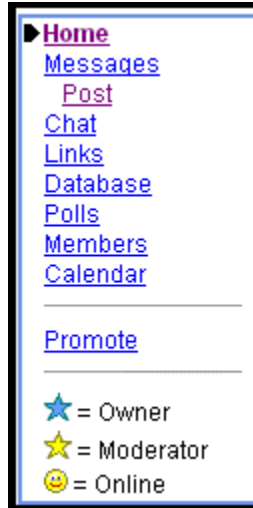
There are two ways to post ads to most Yahoo Groups.

1. Web Based Submission – You may post your article straight from the members area of a Yahoo group.
2. Email Submission – There is generally an email address where you can submit your article by email.

Let’s Discuss Web Based Submission. When you login to Yahoo groups you will see on the left hand side under Yahoo Groups- My Groups. Select the group that you would like to open up.



Yahoo Groups – The Free and Easy way to promote your business and drive a boat load of traffic to your websites using Yahoo Groups!



Selecting post will put you on the web based submission form for the group you opened up. In my case, I selected Internet Daily Press. Now go into your Articles folder where you have saved your formatted articles.

All you will have to do is copy and paste the required information.

Example on next page.

Yahoo Groups – The Free and Easy way to promote your business and drive a boat load of traffic to your websites using Yahoo Groups!

Post Message

To: internetdailynews@yahoo.com

From:

Date: Thu Feb 5, 2004 2:05 pm

Subject: <<Fill in your Subject Here>>

<<OPEN UP YOUR ARTICLES FOLDER>>

<<COPY AND PASTE YOUR ARTICLE HERE>>

What language is this post in? English

Wrap message text

Send Preview Cancel

That's it! Web based Submission is easy to do but it can be time consuming. You have to go to each group and copy and paste your article and send. However, there is an alternative.

If you would rather send out one email that will post your article to all your groups then you need to look into a Group Mail Program. I suggest going to <http://www.download.com> and typing in Group Mail Software in the search box. This should pull up some useful resources that you may want to investigate.

It will inevitably make posting to your Yahoo Groups easier. The setup and features are different for each program. Your concern is that your articles get delivered to your Yahoo Groups.

After you create a new group in your preferred group mail program- Let's call the group "Yahoo Article Group", you'll want to copy the Post message address found in the middle portion of each group's main page. You will add that Post Message address to the "Yahoo Article Group", you created in your preferred group mail program.

Yahoo Groups – The Free and Easy way to promote your business and drive a boat load of traffic to your websites using Yahoo Groups!



The only thing left to do is copy and paste your formatted article into your preferred group mail program. You'll then select the "Yahoo Article Group" you created with all the Post Message email addresses and click send!

- Copy and Paste your article, and send it out to all the groups at one time! Sounds good, doesn't it? Well, it's that easy!

***Yahoo Groups – Reaping the Benefits!**

Let's get to the good stuff! Posting articles at Yahoo Groups is not only a great way to learn valuable information and share great information but it also opens up a lot of doors. What I mean by this is that there are some simple tactics that if used properly can drive a boat load of traffic to your website!

Here's how you do this.

*Before you take advantage of any of the information that I am about to disclose, I suggest you read the posting guidelines for every Yahoo Group you join. This way, you'll understand the posting guidelines and rules for every group and you can avoid any problems.

One thing that most every group will allow you to do is put a resource box at the bottom of each article. This box is the key that starts the traffic machine! This little box allows you to offer some free information like tips, newsletters, epackages, and more.

The resource box acts like a classified ad. If done properly, people will inevitably respond and check out your offer. This is especially true if your article is good! However, you need to realize that the resource box is different from a classified ad in the sense that you're not selling anything! You are only offering some good free information.

But here's the thing-You are driving people to your website. They are there to collect on the information that you promised. Plus, they can't help but look around your website to see what you're all about. These are potential customers!

Yahoo Groups – The Free and Easy way to promote your business and drive a boat load of traffic to your websites using Yahoo Groups!

Let's look at 3 articles that I have submitted to some Yahoo Groups:

Example # 1

Automatic Responder Email Marketing

By Jason Blackston

-Free article download and redistribution rights information available at <http://www.govisitors.com/article>

*The Automatic Responder is generally referred to as an Autoresponder.

What is an Autoresponder?

Autoresponder - An automated system that sends out a prewritten email to a person who has requested information.

Autoresponders are essential for doing business online!

Here's why:

Instead of having to respond to each individual that requests information about your product or business, the autoresponder automatically sends out the information.

This frees you up to focus on other areas of marketing. Let's face it, if you begin to create a huge "opt-in email" list, you won't have time to respond to each individual person.

Opt-In Email - An opt-in email list is a list where the users have voluntarily signed up to receive e-mail about topics of interest. In double opt-in email lists the user must re-verify their request to be on a list.

This leads me to the "Autoresponder Sequence"

Autoresponder Sequence - A series of autoresponder messages scheduled to be delivered automatically via e-mail at predetermined intervals to a person who has requested it.

Note

You will load your "Autoresponder Sequence" to an autoresponder. Now, post an "Opt-In email" sign up box that corresponds with that autoresponder, requesting first name and email address.

O'kay, pretend for a moment that you are trying to sell cookbooks. You have an Opt-In Email box at your website where people can sign up to receive free desert recipes.

You've created an "Autoresponder Sequence" with desert recipes. You're now providing exactly what you promised, plus you're able to promote your cookbook.

Yahoo Groups – The Free and Easy way to promote your business and drive a boat load of traffic to your websites using Yahoo Groups!

You now have a list on Automatic! They are happy about receiving the desert recepies. And if you've played your cards right, you should've inserted some sales messages into the "Autoresponder Sequence"!

Autoresponders help you build trust, establish credibility, and deliver quality...

When I first came online, I signed up for information on investing in IRA's from this guy whose site sounded and looked fantastic. I found myself trusting his information. He was establishing credibility and delivering quality content.

You see, because he was utilizing the power of an autoresponder, he could continuously drip information on me causing me to take advantage on his offers!

This throws me back to the "cookbook" example. Most likely, your viewers aren't going to purchase on the first visit to your site. However, providing an opt-in box with certain offers greatly enhances the possibilities of sales.

That's what is so great about having an "Autoresponder"! You can sit back, collect names, and market to them.

Where can you get "Autoresponders?"

I suggest going to Google or Yahoo and typing in Autoresponders. You should receive several results. There are many different systems which range in price.

Do your homework and find what works best for you. However, I can't stress enough how important "Autoresponders" are to doing business online!

Discover proven methods of converting website visitors into paying customers! Pick up your free epackage at <http://www.govisors.com> And be sure to utilize the resources page for free articles, ebooks, and other information, that can help you enhance your marketing!

©Jason Blackston

Let's break down the first example: GoVisitors.com offers bulk website traffic packages and a top-notch traffic education. However, I use my resource box at the bottom of the "Automatic Responder Email Marketing" article to offer a free epackage.

This does a few things for me. First, it drives you to GoVisitors.com. Second, it exposes you to the traffic packages available at Govisors.com. Third, when you sign up for the epackage you receive a newsletter as part of your package. This allows me to continue dripping information to you about GoVisitors.com. You might not be a customer now,

Yahoo Groups – The Free and Easy way to promote your business and drive a boat load of traffic to your websites using Yahoo Groups!

but if I continue to supply you with good information, there's a good chance that you'll eventually take advantage of my resources and purchase.

Just think, all of this started from 1 simple resource box at the end of an article that I submitted to my Yahoo Groups!!!!

Example # 2

Website Audio

By Jason Blackston

Imagine walking into a classroom and being greeted by a chalkboard full of words....

This is probably not hard for you to imagine! Many of us have experienced information overload.

But what if the teacher never spoke? Never provided any guidance or instructions....

*Just words on a chalkboard.

It's funny, but that's what many people have come to accept on the internet....

*Just words on a computer screen!

Imagine walking into church on Sunday and only seeing a big monitor with the preacher's sermon on it, but no preacher!

The words would never come to life.....

The voice of the teacher and preacher pique our interest and make us want to learn more.

Same rule applies to the web. If you have a product or site then you have to draw people's attention and what better way to do that than with your voice?

Now don't get me wrong! Good copy is an important factor. If it wasn't, then you wouldn't have read this far in the article! ;)

But by utilizing sound and copy, you are developing a superior level of trust and education...

Just take a look at these figures:

- * People remember only 10% of what they read
- * People remember only 20% of what they hear
- * But people remember 50% of what they both read

Yahoo Groups – The Free and Easy way to promote your business and drive a boat load of traffic to your websites using Yahoo Groups!

and hear!

** And it is found that audio increases the web site viewers attention span by 45%

** Almost 80% of web users have audio!!!!!!

Let me reiterate 2 main points:

First, you are bringing your product to life! You are stimulating people's minds and making them want more!

Second, you are posturing yourself as the expert and you have just created a huge level of trust!

Be sure to sign up for your Free 3 Step Guide to Website Audio Recording <http://www.audioplayerpro.com>
Free article download and redistribution rights information available at
<http://www.audioplayerpro.com/article>

Let's break down the second example: Audio Player Pro is a convenient software product that simplifies website sound. What I have done here is offer a Free 3 Step Guide to Website Audio Recording. The optin box for the 3 Step Guide is on the Sales Page of the Audio Player Pro. So I am driving you straight from the "Website Audio" article to a sales page! And even if you don't buy now, I have you in the pipeline.

Alright, one more example and then I am going to share some information that is going to blow your mind!

Example # 3

Use Action Verbs
By Kelley Blackston

Avoid 'dead' verbs such as:

*is
*are
*was
*were
*have
*has
*had
*be
*been

Yahoo Groups – The Free and Easy way to promote your business and drive a boat load of traffic to your websites using Yahoo Groups!

*looks
*seems
*feels
*sounds

And all verbs ending in -ing (used as verbs, not verbals)

Instead, re-write these sentences so that they contain powerful action verbs that describe:

Ex. Global warming is a problem.
Corrected: Global warming scares many scientists and citizens alike.

Using this method forces the writer to include more description while avoiding the overuse of such trite verbs.

Spice up your copy with action verbs!

* You have permission to publish this article in your ezine or on your web site, free of charge, as long as the bylines are included. A courtesy copy of your publication would be appreciated.

Writing Made Easy offers you a Free newsletter jam-packed with writing tips and tools that are sure to make you the expert! <http://www.writingmadeeasy.com>

Let's break down the third example: The last example is actually a short article from my wife, Kelley Blackston, author of the hot writing ebook-Writing Made Easy. Writing Made Easy shows you how to master writing and it only takes 5 minutes a day for 2 weeks! Kelley's article applies to a different Yahoo group category than the other articles, but we still apply the same principles.

She uses the resource box to advertise her free newsletter that will deliver writing tips. At the same time, she's directing you to the sales page of her ebook- Writing Made Easy.

Let's take a closer look:

Example #1 Resource Box

```
-----  
Discover proven methods of converting website visitors  
into paying customers! Pick up your free epackage at  
http://www.govisitors.com And be sure to utilize the  
resources page for free articles, ebooks, and other  
information, that can help you enhance your marketing!  
-----  
©Jason Blackston
```

Example #2 Resource Box

```
-----  
Be sure to sign up for your Free 3 Step Guide to  
Website Audio Recording http://www.audioplayerpro.com  
Free article download and redistribution rights  
information available at  
http://www.audioplayerpro.com/article  
-----
```

Example #3 Resource Box

```
-----  
Writing Made Easy offers you a Free newsletter jam-packed  
with writing tips and tools that are sure to make you  
the expert! http://www.writingmadeeasy.com  
-----
```

The resource box is very important when it comes to submitting articles. Generally, you offer free information to your readers. Information that will inevitably make their lives a little easier. However, the resource box also serves as a call to action.

Your resource box says, “Hey you gotta check me out!” You hook them and force them into checking into your offer. Now that you have them on your site, the process has begun.

Once people click on the link in your article’s resource box, they should be taken to where they can receive the information you offered. Don’t frustrate them by making them jump through hoops! But remember, there’s nothing keeping you from exposing your products and services. Let them know the benefits and start reeling them in!

Yahoo Groups – The Free and Easy way to promote your business and drive a boat load of traffic to your websites using Yahoo Groups!

Even if they don't buy the first time, which they probably won't, you have them sign up for a newsletter, report, epackage, etc. Keep giving them good information and value and they are likely to purchase from you in the future.

Now that you have a better understanding of the value of a resource box in your articles, it's time to discover a little known secret that will help you explode your business!

This little-known secret is one that is so simple I wish I'd discovered it years ago!

When you submit articles to Yahoo groups or any ezine newsletter group for that matter, you are making your article available to the public. This is a good thing! You want people to read and use your articles!

Think about it, if you are the only person submitting your articles, not as many people are going to see it. Not good! You are trying to generate traffic to your website. Remember, your resource box at the bottom of your article is there to attract people to your website....

So if 100 people see your article and like what they see, then they may want to use it on their website or newsletter. Great news! Now your article is catching fire! You are reaping the benefits of others spreading your articles around the internet. People see your resource box and visit your website!

But the buck doesn't stop there!

Yes, you want people distributing and using your articles. This drives traffic to your website. However, you don't want people modifying your article and resource box in any form or fashion!!! The articles are your creations. You took the time and put forth the effort to produce good articles. And while you encourage others to use your articles, you don't want people taking credit for your work.

Here's where it gets interesting! Most news groups and ezines allow you the opportunity to set guidelines for the use of your articles. Again, we want people spreading your articles but we want to make sure your information stays intact.

This enables you the ability to share your articles with others and direct them to your websites without getting ripped off!

This is where I like to take advantage of the situation! Let's go back to the 3 examples. The third example is a short article by my wife for Writing Made Easy. Here is how she ends her article:

*** You have permission to publish this article in your ezine or on your web site, free of charge, as long as the bylines are included. A courtesy copy of your publication would be**

Yahoo Groups – The Free and Easy way to promote your business and drive a boat load of traffic to your websites using Yahoo Groups!

appreciated.

Writing Made Easy offers you a Free newsletter jam-packed with writing tips and tools that are sure to make you the expert! <http://www.writingmadeeasy.com>

Kelley inserts a brief statement regarding her reprint and redistribution rights information along with her resource box at the end of the article.

She is simply stating that you have permission to use her article as long as you are willing to follow a couple of simple requests. She then uses her resource box to drive you to her website.

Most articles that I read at Yahoo and other ezines usually follow a similar pattern which is fine and dandy, but I've found a better way!

Here's how I use a simple technique to squeeze every ounce of life out of a little article!

Let's take a look at example #1 and #3 for a look into this little gem of marketing know-how! First, let's look at the beginning of example #1.

Automatic Responder Email Marketing
By Jason Blackston

-Free article download and redistribution rights information available at <http://www.govisors.com/article>

This is how I start the article, "Automatic Responder Email Marketing". I simply put the title, my name, and then I inform the reader that a free article download and the redistribution rights information for the article is available at the following link.

I've tied the 2 together into a little package. But here's where it gets interesting! I put a 'Read Me' text file along with a formatted copy of the article into a zip file.

The 'Read Me' text file includes the redistribution rights of the article along with a few other offers! ;)

Are you beginning to understand the power of inserting this method into your articles? Do you see the difference between what we did with this article compared to my wife's article "Using Action Verbs" for Writing Made Easy??

She simply put her redistribution rights information directly on the page which is fine. However, with the "Automatic Responder Email Marketing" article for GoVisitors.com, we are able to give them the same redistribution rights information and sneak in a few more offers!

Yahoo Groups – The Free and Easy way to promote your business and drive a boat load of traffic to your websites using Yahoo Groups!

This technique is called viral marketing and it's awesome! And while I've seen many viral marketing methods used, I haven't seen people take advantage of using viral marketing with their articles. Well, now you can!

Unless specified, most Yahoo Groups and Ezines don't have a problem with you posting a link for redistribution rights information so you might as well take advantage of it! Plus, you still have the opportunity to post your resource box.

This gives you 2 ways to market your products or services. You're no longer limited to just one little resource box.

If you haven't downloaded your article and redistribution rights information to the "Automatic Responder Email Marketing" article yet, do so now by going to <http://www.govisitors.com/article>

O'okay, let's take a look at the next example. Example # 2 is "Website Audio" for Audio Player Pro.

Resource Box at the end of "Website Audio."

Be sure to sign up for your Free 3 Step Guide to
Website Audio Recording <http://www.audioplayerpro.com>
Free article download and redistribution rights
information available at
<http://www.audioplayerpro.com/article>

What we have done here is include the article download and redistribution rights information in the resource box. Instead of listing the information below the title as we did in the previous article, we decided to test this technique.

This proved to be very effective. This method worked well due to the fact that I did not take the person away from the article. They read it, liked it, then checked out the resource box. They go sign up for the 3 step guide and download the article and redistribution rights information.

I encourage you to take advantage of this simple marketing technique today!

***Yahoo Groups – Conclusion**

Now that you know how easy it is to join Yahoo Groups and maximize it's full potential, I suggest you go for it! Remember, each group has different rules and guidelines for posting, so be sure to read carefully. I look forward to reading your articles and communicating with you in the [Internet Daily Press](#) and the many other terrific Yahoo Groups! Have a great day and be sure to take advantage of all the fantastic resources below!

Extra! Extra! Read all about it!

We're in BIG Trouble

Dear Marketing Friend!

A lot of the information that people pay big bucks for at seminars and when they purchase expensive Internet Marketing Manuals is about to be released to you right now for F`ree. No hype, no obligation. You will learn what it takes to out think even the Internet Gurus.

It's called the Golden Keys system. It's hot, it's here and people are signing up like crazy. In fact, we even have a limited number of F`ree audio interviews by 9 Figure Income Earner Mr. X.

When you go through our F`ree lessons and find out what it takes to be like the gurus, they are all gonna be very angry at us for letting you all know this stuff.

You just have to see it to believe it!

[Click Here](#)

Featured Resources:

- [Writing Made Easy](#)

Wish you were a better writer? Well, today you're going to have the opportunity to make your dream a reality! Whoever said, "Writing is too hard" obviously never knew about Writing Made Easy!

- [Audio Player Pro](#)

Audio Player Pro puts sound on your site and cash in your pocket! Don't be left behind! Take advantage of this 24/7 viral money making machine today!

Yahoo Groups – The Free and Easy way to promote your business and drive a boat load of traffic to your websites using Yahoo Groups!

- [Go Visitors](#)

Millions of website visitors are on the go. GoVisitors.com is here to send them directly to you! With the power to deliver up to one million unique hits to your website in one month, we are the business partner you've been dreaming of. We will send visitors to your website, and with real-time statistics, you can monitor our progress as your traffic grows!

Valuable Resources

- [Internet MLM Guy](#)

Announcing the First Ever MLM Internet Mentoring Program That Teaches You How to Grow Your Business Online!

- [Email Marketing Tutorials](#)

5 Days of in depth email strategies that are guaranteed to build your optin list in easy to view video tutorials.

- [Acclerated Internet Profits](#)

"Here's the Ultimate, NO B.S. 'Take-You-by-the-Hand', 'Make-You-Get-Off-Your-Butt' and 'Force-You-To-Take-Action' Personal Internet Marketing Instruction and Coaching That Guarantees Your Success" Give Me 6 Weeks And I'll Show You Step-By-Step How to Build Your Very Own Internet Information Empire!

- [The Cyber Space Tool Case](#)

Whether you're interested in website design, looking for website design tips, or want to create a web page, you'll find everything you need at the Cyber Space Tool Case!

Bonus Resources:

=====
Are you making your prospects and leads an
"Offer they can't refuse?"

If not you are losing more than just money...

<http://www.powerful-offers.com/>

=====

✓ [FREE MARKETING RESOURCES](#)

We know how important it is to market your website and to do it well. At GoVisitors.com, we are here to help every step of the way! We've linked to some free resources that you might find useful for your marketing campaign. Please feel free to download our e-books and don't forget to tell a friend about them as well!

✓ [AcceptCreditCardontheWeb.com](#)

Take advantage of a valuable website dedicated to providing you with a valuable search resource for your credit needs!

✓ [Wellness Business Building System](#)

You now have the opportunity to be a catalyst in transforming the face of health care on a global scale. We will show you exactly how to create a professionally rewarding, personally fulfilling, and financially lucrative career in the soon to be One Trillion Dollar Wellness Industry.

✓ [Looking for a Used Truck?](#)

Welcome to Used-Truck-For-Sale.com! No longer will your attempts to search for used trucks and truck information go in vain. We are here and happy to provide quality content!

✓ [1ShopNow.com](#)

Browse our 10,000 item catalog of products you want and need!

✓ [Mortgage Resource Site](#)

Finding quality Mortgage information can be an overwhelming experience! You now have at your finger tips a tremendous Mortgage Resource Site that will help you with your mortgage needs!

Yahoo Groups – The Free and Easy way to promote your business and drive a boat load of traffic to your websites using Yahoo Groups!
